

# SUZUKI

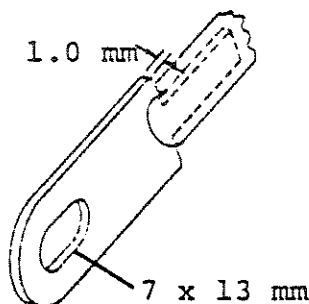
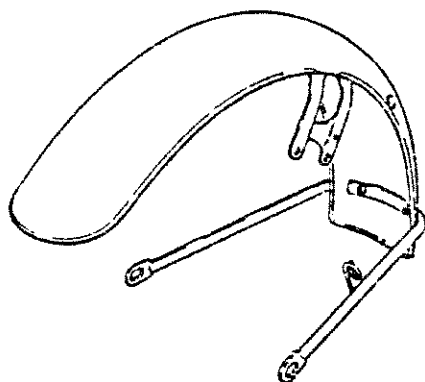
## 2-Stroke

# Service Bulletin

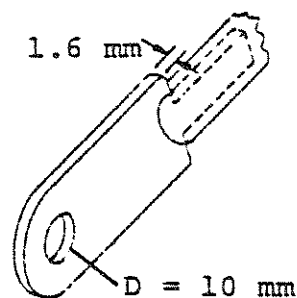
Subject: GT500A,B FRONT FENDER  
MOUNTING METHOD

Bulletin No: GT-39  
 Date: December 2, 1977  
 Read and Initial \_\_\_\_\_  
 Manager: \_\_\_\_\_  
 Parts: \_\_\_\_\_  
 Service: \_\_\_\_\_

There are presently three ways to mount the A and B model GT500 front fender brace to the front fork outer tube. To distinguish the different mounting methods from each other, they are labeled the Original method, the Type 1 method, and the Type 2 method. If any original or Type 1 front fender has to be replaced, it must be updated to the Type 2 fender.



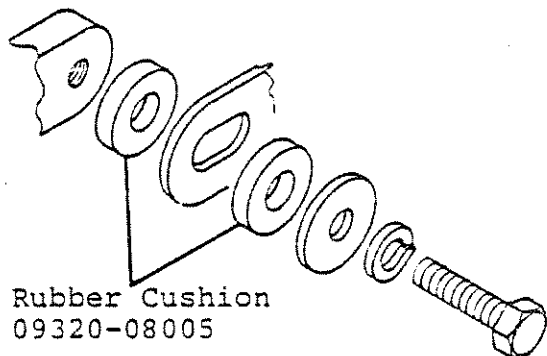
TYPE 1



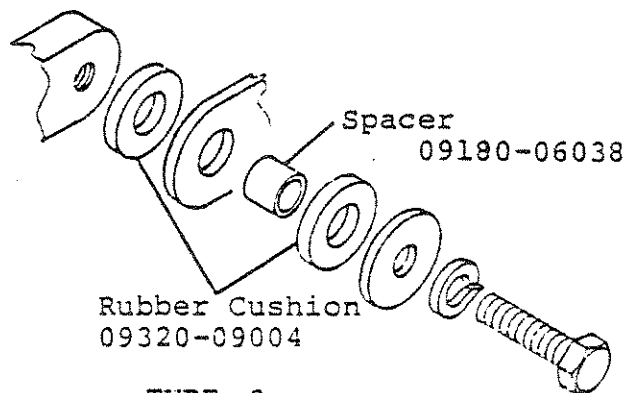
TYPE 2

The Original method is a "rigid" mount with the fender brace bolted directly to the fork tube.

The Type 1 method is a "semi-floating" mount. A rubber cushion is used with the original type fender to provide a small amount of flexibility. With this type of mount, the mounting bolt must be secured with thread lock cement.



TYPE 1



TYPE 2

The Type 2 method is a "floating" mount. The front fender brace has been changed and it is mounted by a rubber cushion and a spacer. This mounting method will provide a secure yet flexible mount for the front fender.

(continued)

INTERCHANGE INFORMATION:

DESCRIPTION	ORIGINAL PART NO.	INTRCHG.	TYPE 1 PART NO.	INTRCHG.	TYPE 2 PART NO.
Front Fender	53100-31703	←YES→	53100-31703	NO	53100-31704
Cushion	—	NO	09320-08005	NO	09320-09004

PARTS AVAILABILITY INFORMATION:

Component parts for Type 1 and Type 2 mounting methods that are available from U. S. SUZUKI'S PARTS DEPARTMENT are:

QTY. NEEDED	DESCRIPTION	TYPE 1 PART NO.	TYPE 2 PART NO.
1	Front Fender	Discontinued	53100-31704
2	Bolt	01107-06208	01107-06208
2	Lockwasher	08321-21068	08321-21068
2	Flatwasher	09160-06020	09160-06020
4	Cushion	09320-08005	09320-09004
2	Spacer	—	09180-06038

APPLICABLE FRAME NUMBERS:

Before and on	F# 106185	-----	Original Type
From	F# 106186 to 106460	-----	Type 1
On and after	F# 106461	-----	Type 2